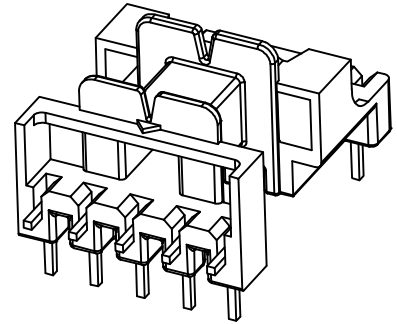
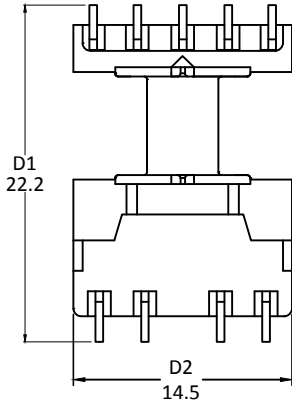
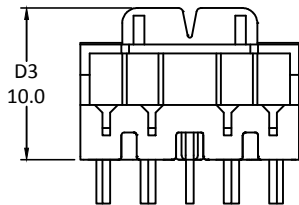


BOBBIN DRAWING

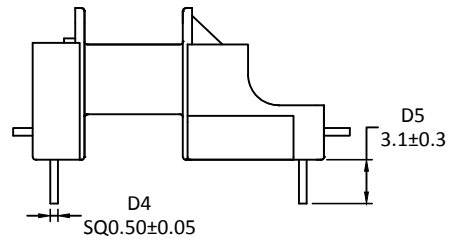
FRONT VIEW



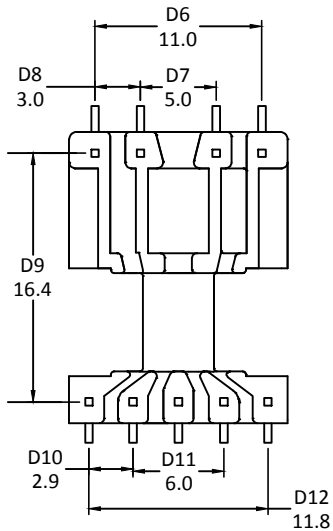
ELEVATION



SIDE VIEW



BOTTOM VIEW



Note:

1. Pin pull out force : 10N Min.
2. Pin height can be changed as per customer request.

GENERAL TOLERANCE FOR UNSPECIFIED DIMENSION
(DIN ISO 2768-1)

LIMITS IN MM NOMINAL SIZE IN MM								RoHS COMPLIANT	
Tolerance -class	0.5 to 3	above 3 to 6	above 6 to 30	above 30 to 120	above 120 to 400	above 400 to 1000	above 1000 to 2000	above 2000 to 4000	
M (medium)	±0.1	±0.1	±0.2	±0.3	±0.5	±0.8	±1.2	±2	

MATERIAL: ARNITE, TV4 264SN, DSM

PART DESC

E13/6/3, 9Pin Horizontal Bobbin

DWG NO

SVM - BA515

SVM PART CODE

BA515

REV

01

DATE

12.01.21

SHEET

1 of 1

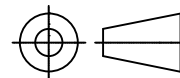
CH LTR

ALT NO

SIGN

DATE

CHANGES



SCALE : NTS

SIZE : A4

ALL DIMENSIONS ARE IN mm.

svm
CHENNAI

DRAWN

S.Sathish

REVIEWED BY
QUALITY

R.Yuvaraj

REVIEWED BY
R&D

B.M.Sundaram

APPROVED

P.Dinesh

Deliveries to be only as per the approved sample. Any change in this document is the private property of the company. It must not be reproduced, disclosed to any tool (making, replacement) and material only with prior approval of the company.